

OFF-ROAD CHAINS		
DESCRIPTION	N. LINKS	PIN
420 PMX		
PRE-CUT CHAIN	130	WE420PMX-130
RIVET CONNECTING LINK	1	WE420PMX-RCL
SPRING CONNECTING LINK	1	WE420PMX-SCL
428 PMX		
PRE-CUT CHAIN	130	WE428PMX-130
RIVET CONNECTING LINK	1	WE428PMX-RCL
SPRING CONNECTING LINK	1	WE428PMX-SCL
520 PMX		
PRE-CUT CHAIN	114	WE520PMX-114
PRE-CUT CHAIN	120	WE520PMX-120
RIVET CONNECTING LINK	1	WE520PMX-RCL
SPRING CONNECTING LINK	1	WE520PMX-SCL
520 LZR		
PRE-CUT Z-RING CHAIN	114	WE520LZR-114
PRE-CUT Z-RING CHAIN	120	WE520LZR-120
RIVET CONNECTING LINK	1	WE520LZR-RCL
SPRING CONNECTING LINK	1	WE520LZR-SCL

OFF-ROAD CHAINS

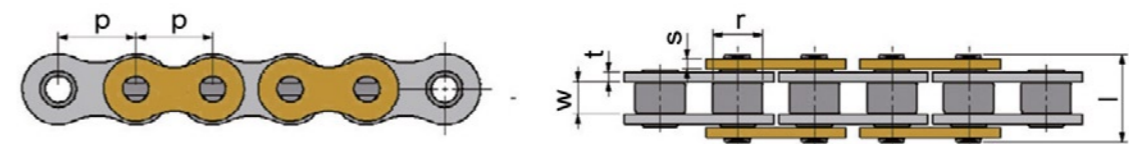
- HIGH PERFORMANCE LIGHTWEIGHT CHAIN WITH SUPERIOR STRENGTH AND EXCELLENT WEAR RESISTANCE
- MANUFACTURED FROM SPECIAL HEAT-TREATED STEEL
- GOLD OUTER FINISH AND CHROMED BEARING PINS TO RESIST CORROSION AND TO EXTEND CHAIN LIFE

"LZR" / Z-RING CHAINS

- LIGHTWEIGHT CHAIN DESIGNED FOR OFF-ROAD RACING AND ATV
- LOW FRICTION Z-RINGS OIL SEAL FOR MAXIMUM PERFORMANCE AND DURABILITY

"PMX" / NON O-RING CHAINS

- DESIGNED EXCLUSIVELY FOR MOTOCROSS RACING USE
- AVAILABLE ALSO IN 420 AND 428 SIZES PROVIDING CLASS LEADING PERFORMANCE FOR MINICROSS BIKES



WRP CHAIN SPECS CHART											
WRP CHAIN	LINKS)		TENSILE STRENGTH		SEAL RING	p	w	r	s	t	l
	Kg	Lbs	N	Lbs		PITCH	INNER WIDTH	ROLLER DIAM.	PLATE THICKNESS	PIN LENGTH	
420 PMX	0,82	1,81	21.000	4.721	-	12,7	6,35	7,75	1,60	1,60	16,3
428 PMX	1,03	2,26	23.000	5.171	-	12,7	7,75	8,51	1,80	1,80	18,8
520 PMX	1,56	3,43	34.000	7.644	-	15,875	6,35	10,16	2,00	2,00	18,1
520 LZR	1,52	3,36	33.800	7.598	Z	15,875	6,35	10,23	2,00	2,00	18,6

WRP CHAIN APPLICATION CHART													
WRP CHAIN	MOTOCROSS				ENDURO / ATV					TRIAL			
	50	125	250	500	50	85	125	250	500	650	50	125	350
420 PMX	•				•	•					•		
428 PMX	•					•	•					•	
520 PMX		•	•	•			•	•	•	•		•	•
520 LZR		•	•	•			•	•	•	•		•	•

STREET
BRAKE PADS

STREET
CONTROLS

BEARINGS &
COMPONENTS

STREET
CHAINS

OFF-ROAD
CONTROLS

OFF-ROAD
BRAKE DISCS

OFF-ROAD
BRAKE PADS

OFF-ROAD
CHAINS

OFF-ROAD
SPROCKETS

OFF-ROAD
FILTERS

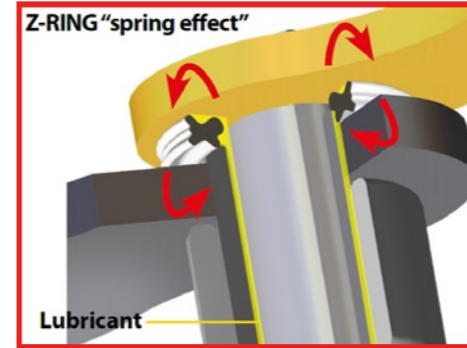

OFF-ROAD
PLASTICS

CLUTCH
DISCS

OFF-ROAD
GASKETS



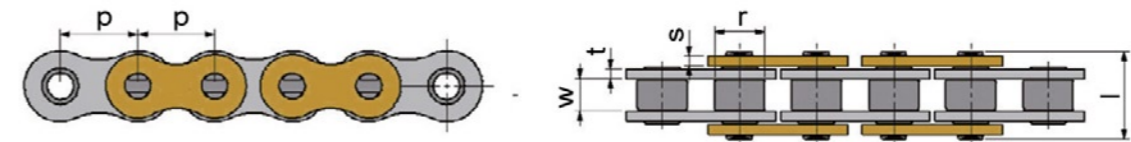
NEW Z-RING STREET / TOURING CHAINS PREVIEW SOON AVAILABLE




SPORTBIKE & STREET CHAINS		
DESCRIPTION	N. LINKS	PIN
520 HZR		
PRE-CUT Z-RING CHAIN	120	WE520HZR-120
RIVET CONNECTING LINK	1	WE520HZR-RCL
525 HZR		
PRE-CUT Z-RING CHAIN	120	WE525HZR-120
RIVET CONNECTING LINK	1	WE525HZR-RCL
530 HZR		
PRE-CUT Z-RING CHAIN	120	WE530HZR-120
RIVET CONNECTING LINK	1	WE530HZR-RCL

Z-RING CHAINS

- HIGH PERFORMANCE LIGHTWEIGHT CHAIN WITH SUPERIOR STRENGTH AND EXCELLENT WEAR RESISTANCE
- SPECIAL-DESIGNED CONICAL SHAPE ON THE INNER SIDE
- THE ASSEMBLED Z-RING'S INHERENT FLEXIBILITY PROVIDES A SPRING FORCE, GUARANTEEING LONG-TERM SEAL PERFORMANCE
- THE CONICAL SECTION ENHANCES THE ASSEMBLING ON THE BUSHING
- THE LUBRICANT TRAPPED BETWEEN THE PLATES AND THE LOBES KEEPS THE RING LUBRICATED AND INCREASES THE CHAIN LIFE
- ASSEMBLED WITH HIGH ALLOY STEEL PINS AND PLATES, SOLID BUSHINGS AND ROLLERS, SHOT-PEENED PLATES, PINS AND ROLLERS
- SUBMITTED TO PERFORMANCE-ENHANCING PRE-STRETCHING



WRP CHAIN SPECS CHART											
WRP CHAIN	LINKS)		TENSILE STRENGTH		SEAL RING	p	w	r	s	t	l
	Kg	Lbs	N	Lbs		PITCH	INNER WIDTH	ROLLER DIAM.	PLATE THICKNESS	PIN LENGTH	
520 HZR	1,62	3,57	34.800	7,823	Z	15,875	6,35	10,23	2,00	2,00	20,5
525 HZR	1,86	4,09	35.800	8.048	Z	15,875	7,95	10,23	2,20	2,20	23,0
530 HZR	2,22	4,90	40.800	9	Z	15,875	9,53	10,23	2,40	2,40	25,4



WRP CHAIN APPLICATION CHART												
WRP CHAIN	TOURING						SPORT					
	125	250	350	550	650	900	500	600	800	900	1000	1300
520 HZR	•	•	•	•	•	•	•	•	•	•	•	•
525 HZR				•	•	•		•	•	•	•	•
530 HZR					•	•			•	•	•	•

STREET BRAKE PADS

STREET CONTROLS

BEARINGS & COMPONENTS

STREET CHAINS

OFF-ROAD CONTROLS

OFF-ROAD BRAKE DISCS

OFF-ROAD BRAKE PADS

OFF-ROAD CHAINS

OFF-ROAD SPROCKETS

OFF-ROAD FILTERS

OFF-ROAD PLASTICS

CLUTCH DISCS

OFF-ROAD GASKETS